

23 | W3

Small Group (15 minutes)

Social: Providing Time for Fun Interaction

Opening Activity

Large Group (35 minutes)

Story: Communicating God's Truth in Engaging Ways

Worship: Inviting People to Respond to God

Opener

Worship

Bible Story (sections about God's Big Story are included as optional)

Prayer

Small Group (25 minutes)

Groups: Creating a Safe Place to Connect

Like It or Not (K-1st grade), Unbox the Story (2nd-3rd grade), Bible Story Extension (4th-5th Grade)

Application Activity: Change for the Better Hanger (K-1st grade),

Respond with Love (2nd-3rd grade),

Take a Snapshot (4th-5th Grade)

Memory Verse Activity: Voice the Verse (K-1st grade), Draw the Verse (2nd-3rd grade), Verses to Take with You (4th-5th Grade)

Prayer Activity: Pray and Dismiss

Home: Prompting Action Beyond the Experience

Parent Cue Card (Print or Email)

Devotionals for Kids

Parent Cue App



Bible Story

Zacchaeus • Luke 19:1-10

Bottom Line

The love of Jesus changes people.

Monthly Memory Verse

"I give you a new command. Love one another. You must love one another, just as I have loved you." • John 13:34 NIV



5 min

Social

5 min

23 Social Activity | Made to Play

What You Need

 Offering Container	1
 "Tic Tac Love" Activity Page	1

What You Do:

- Greet each kid by name with a fist bump, high-five, smile, or wave as they arrive!
- Invite any kids who brought an offering to place it in the offering container.
- Pair the kids up.
- Give each pair a "Tic Tac Love" board and game pieces.
- Show them how to play Tic-Tac-Toe. One person will be "Jesus" and the other will be "Hearts."
- Invite them to play several rounds against each other.
- Encourage them to cheer for each other, even if they lose a round.

What You Say:

"Tic-Tac-Toe is such a fun game! It's great to play with friends.-

[Transition] In our true story from the Bible today, we're going to hear about a man named Zacchaeus who didn't have many friends because he was a dishonest tax collector. But one day, he met Jesus, who saw him, and it changed everything! Let's go find out what happened."










5 min

Bible Story Review

5 min

23 – Unbox the Story | Made to Explore

What You Need

	Box for story props	1
	Tree branch (or green construction paper leaf)	1
	Coin	1
	Bag of coins	1
	Food item (plastic or real)	1
	Foam heart	1
	Sad face	1
	Small Jesus figure	1
	EveryChild Supplies: Pictures of the story images	1

What You Do:

- Place the box in the middle of your group.
- Explain that you're going to "unbox" the story of Zacchaeus, just like in an unboxing video.
- Let kids take turns pulling one item out of the box.
- As each item is revealed, ask the kids how it connects to the story by asking the corresponding question.
 - Tree branch: "What did Zacchaeus climb to see Jesus?"
 - Coin: "What was Zacchaeus's job? What did he do that was unfair?"
 - Sad face: "How did people feel about Zacchaeus?"
 - Jesus figure: "Who came to town that day?"
 - Heart: "Who loved Zacchaeus when no one else did?"
 - Happy face: "How did Zacchaeus feel after Jesus showed him love?"
 - Food item: "What did Jesus do at Zacchaeus's house?"
 -

What You Say:

"You unboxed the whole story! Zacchaeus was not a very liked person, but Jesus saw him and loved him anyway. Jesus looked up into the sycamore-fig tree and called him out, saying, '*Zacchaeus, come down at once. I must stay at your house today.*' (Luke 19:5 NIV). It changed Zacchaeus! He decided to give back the money he had taken and be generous. That's because **[Bottom Line] the love of Jesus can change things for the better.**"

Bag of coins: "What did Jesus do after Zacchaeus was changed by Jesus' love?"

EveryChild Pro-Tips:

- This is a highly sensory activity. Allow kids to safely touch and hold each item as it's unboxed. Allow them to look at the item before touching.
- Use simple, clear pictures of the items for non-verbal children to point to as you talk about each part of the story.

5 min

Application Activity

5 min

23 – Respond with Love | Made to Imagine

What You Need

 "Respond with Love" Activity Pages 0

What You Do:

- Read one of the scenario cards aloud.
- Ask the group, "What would you normally want to do in that situation?" (e.g., get mad, say something mean back)
- Then ask: "How can you respond with the love of Jesus instead?"
- Brainstorm kind and loving responses together.
- Continue with each of the scenarios

What You Say:

"It's not always easy to choose love, is it? But when we remember how Jesus loved Zacchaeus—even when he had done wrong things—it helps us. Even when everyone was whispering that Jesus had gone to be the 'guest of a sinner,' Jesus chose love. We can ask Jesus to help us show love to others too. Zacchaeus's response of generosity and making things right shows that **[Bottom Line]** the love of Jesus can change things for the better."

5 min

Memory Verse Activity

5 min

23 – Draw the Verse | Made to Create

What You Need

	Bibles	Several
	Paper	1
	Coloring supplies	Several

What You Do:

- Give every kid a Bible and direct them to look up John 13:34.
- Demonstrate how to look up the verse using the Bible Navigation Tips below:

Finding verses for 2-3rd graders: Guide them to open their Bibles to the front and find the table of contents. (Hold up a Bible opened to the table of contents to show the kids what the page looks like.) When the kids find the table of contents, lead them to find the name of the book in the list. When they find the book, lead them to look at the page number beside it. Explain that the number tells them on what page they can find that book. Help the kids find the page. When they find the book, explain that the big numbers on the page are the chapter numbers. Help them find the correct chapter. Then explain that the small numbers are verse numbers. Help them find the correct verse in that chapter.

- Repeat the verse aloud several times.
- Review any words that might be unfamiliar to the kids.
- Give each kid a piece of paper and coloring supplies.
- Give each kid one part of the verse to write and then illustrate.
- Kid 1: "I give
- Kid 2: you a new command.
- Kid 3: Love
- Kid 4: one another.
- Kid 5: You must
- Kid 6: love

What You Say:

"Your illustrations are awesome! These pictures will help us remember the verse! Jesus' command to love one another is so important. Jesus' love for Zacchaeus changed his life. Jesus told him, '*Today salvation has come to your house*' (Luke 19:9 NIV). When we follow Jesus' command, we also see that **[Bottom Line] the love of Jesus can change things for the better.**"

February - Week 3

- Kid 7: one another,
- Kid 8: just as I
- Kid 9: have loved you."
- Kid 10: John 13:34
- If you have more than 10 kids, pair kids to work together. If you have fewer than 10 kids, give each kid more than one part to write and illustrate.
- Invite the kids to put their pieces of paper together. Read the verse together several times.



5 min

Prayer

5 min

23 – Pray and Dismiss | Made to Reflect

What You Need

 Prayer jar from Week 1	1
 Bag of candy hearts from Week 1	1

What To Do:

- Ask the kids to think of one thing they would like to see Jesus change in their hearts for the better. It could be their bad attitude when it comes to doing math, how they're jealous of their little brother, or how they're tempted to lie in a situation because it seems easier.
- Invite them to think of that one thing and talk to Jesus silently and pray, "Dear Jesus, please change my heart in this area. I need Your help to make it better."
- When the kids are done praying silently, give them each a candy heart and encourage them to put it in the prayer jar.
- Explain that sometimes we are the ones who need to be prayed for. Sometimes it's our hearts that need to be changed for the better, and God loves to help us do that!
- Close in a group prayer.
- Store the Prayer Jar in a safe place to use again next week.

What You Say:

"Thank you for sharing your hearts with Jesus. He loves you, and He is powerful enough to help with every single one of these things. Let's pray.

"Dear God, thank You for the story of Zacchaeus. It reminds us that Your love is so powerful. Please help us with the areas we talked to You about. We know that You can make things better. Help us to share Your love with others this week. We love You, and we pray these things in Jesus' name. Amen."